

ACST-262

CURRENT SENSE TRANSFORMER

FEATURES

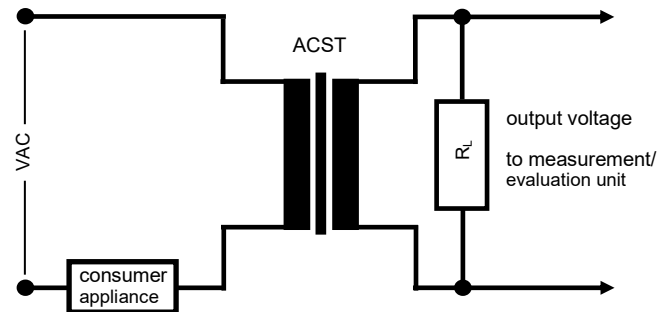
- Current Range 0.4 to 30 Arms
- Dielectric Strength 4000 Vrms
- Split bobbin design for 5.5 mm or 8.0 mm creepage and clearance
- Low profile (16 mm height)
- UL approved Class B insulation system



GENERAL DATA

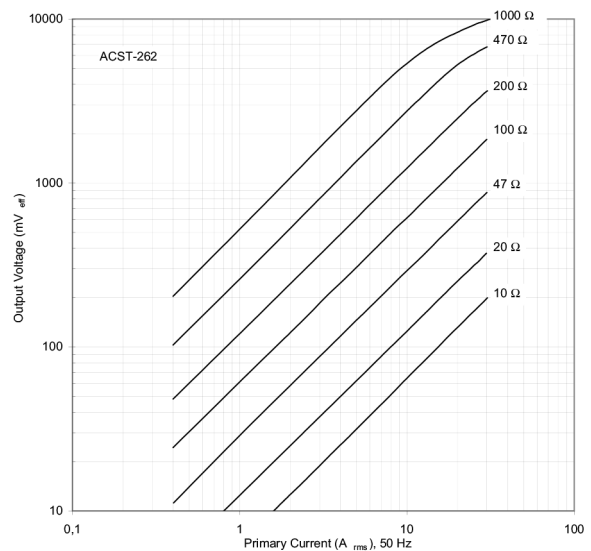
Primary Current Range	0.4 to 30 Arms
Frequency Range	50 to 200 Hz (sinusoidal)
Primary Resistance DC value Impedance at 50 Hz	max. 600 microohms typical < 1 milliohm
Clearance	5.5 or 8.0 mm
Creepage	5.5 or 8.0 mm
Solid Insulation	min. 1.5 mm
Dielectric Strength at sea level for 1 min.	4000 Vrms between primary and secondary
Temperature Range operating	Primary Current Range 0.4 to 30 A -40°C (-40°F) to 70°C (158°F) Primary Current Range 0.4 to 20 A -40°C (-40°F) to 85°C (185°F)
Vibration resistance	0.062" (1.5 mm) DA at 10–55 Hz
Shock resistance	10 g
Bobbin	Nylon 66
Terminals	Tinned copper alloy, P. C.
Soldering max. temperature max. time	270 °C (518°F) 5 seconds
Cleaning max. solvent temp. max. immersion time	80°C (176°F) 30 seconds
Dimensions length (max.) width (max.) height (max.)	20.5 mm (0.807") 17.5 mm (0.688") 16.4 mm (0.645")
Weight	13 grams (approx.)
Packing unit in pcs	48 per plastic tray / 576 per carton box
Compliance	RoHS, REACH

TYPICAL APPLICATION DIAGRAM



OUTPUT VOLTAGE

Example for ACST-262 and different load resistors R_L^{\max}



ACST-200

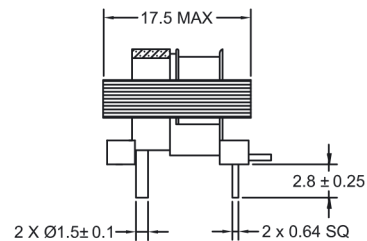
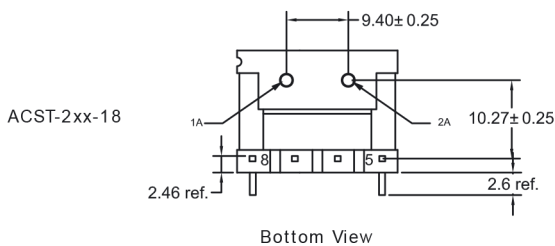
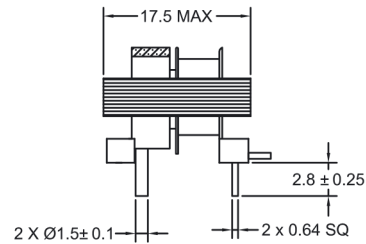
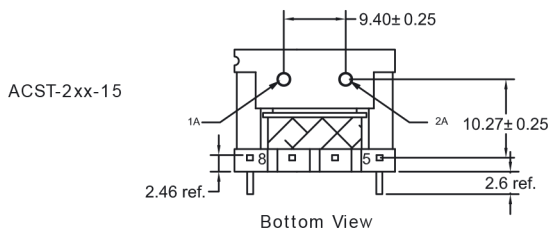
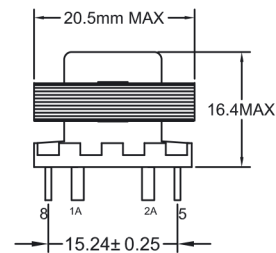
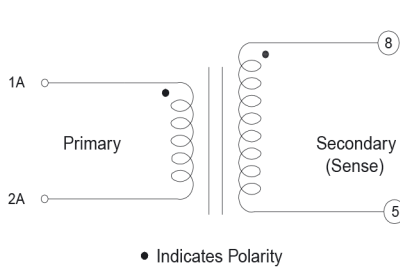
ELECTRICAL DATA

Part Number 1)	Turns Ratio 2)	R_L^{\max} (Ω) 3)	Output (mV / A) $\pm 5\%$ 4)	Secondary Resistance (DC / Ω) $\pm 10\%$	Secondary Inductance (H) $\pm 30\%$ 5)
ACST-262-15	1:1500	200	123.3	236	5.2

- Notes: 1) "-15" indicates 5.5 mm clearance and creepage; substitute it with "-18" for 8.0 mm clearance and creepage.
 2) Other turn ratio versions available upon request
 3) The output voltage is linear in the whole range of primary current, if the chosen load resistor is not higher than value R_L^{\max} .
 4) Measured at primary current of 10 Arms, 50 Hz and load resistor value R_L^{\max} .
 5) Measured at 1 V, 100 Hz, serial.

MECHANICAL DATA

Dimensions in mm. Tolerance: ± 0.1 mm, Outline tolerance: ± 0.5 mm
 Pin dimensions for reference only and given without tin coating.



ORDERING DATA

ACST- 262-

Clearance and creepage
 15: 5.5 mm
 18: 8.0 mm

Example ordering data

ACST-262-15 5.5 mm clearance and creepage
 ACST-262-18 8.0mm clearance and creepage

NOTES

1. All values at reference temperature of 23°C (73°F) unless stated otherwise.
2. Specifications subject to change without notice.

ZETTLER

ACST-200

DISCLAIMER

This product specification is to be used in conjunction with the application notes which can be downloaded from the regional ZETTLER relay websites. The specification provides an overview of the most significant part features. Any individual applications and operating conditions are not taken into consideration. It is recommended to test the product under application conditions. Responsibility for the application remains with the customer. Proper operation and service life cannot be guaranteed if the part is operated outside the specified limits.

ZETTLER GROUP

Building on a foundation of more than a century of expertise in German precision engineering, ZETTLER Group is a world-class enterprise, engaged in the design, manufacturing, sales and distribution of electronic components. Our industry leadership is based on a unique combination of engineering competence and global scale.

For more information on other ZETTLER Group companies, please visit zettler-group.com. For support on this product or other ZETTLER relays, please visit one of the group sites below.

SITES FOR ZETTLER RELAYS

NORTH AMERICA

American Zettler, Inc.
www.azettler.com
sales@azettler.com

EUROPE

Zettler Electronics, GmbH
www.zettlerelectronics.com
office@zettlerelectronics.com

Zettler Electronics, Poland
www.zettlerelectronics.pl
office@zettlerelectronics.pl

CHINA

Zettler Group, China
www.zettlercn.com
relay@zettlercn.com

ASIA PACIFIC

Zettler Electronics (HK) Ltd.
www.zettlerhk.com
sales@zettlerhk.com



ZETTLER

www.ZETTLER-group.com

page 3 of 3

2021-09-09